




Personal Safety



ENERGY IS OUR BUSINESS

SICAME AUSTRALIA



Contents

Protective Gloves

- 4 Electrical Insulating Gloves
- 5 Shorter Style Electrical Insulating Gloves
- 6 Electrical Insulating Gloves with Mechanical Protection & Arc Flash gloves
- 7 Leather Outergloves - Inner Gloves - Glove Bag

Arc Flash

- 8 The "Arc Flash" Phenomenon
- 9 Light Duty Coverall Kits - 12 Cal
- 10 Arc Flash Protective Kits
- 11 Balaclavas - Arc Flash Helmet - Arc Helmet Bag

Rescue Kits

- 12 Low Voltage
- 13 High Voltage
- 14 Compact Portable Rescue Kit
- 15 Life Saving Rescue Kits for M.V. Substations Wall Mounted Kit

Insulating Mats

- 16 Insulating Mats
- 17 Class 3 & 4 - Optional Accessories



Protective Gloves

■ Electrical Insulating Gloves

Sicame subsidiary CATU are one of the world leaders in the electrical safety market, having been experts in electrical risk prevention for over 100 years.

The company has gradually integrated the manufacturing of its safety equipment and for almost a decade CATU has mastered manufacturing of electrical insulating gloves, completing a comprehensive range of its electrical safety offer.

CATU utilises a unique and patented process for manufacturing the high quality electrical insulating gloves on the market. These innovations have enabled the company to obtain a mastery on a wide range of glove types and sizes to satisfy numerous safety standards.

CATU also is known for seeking continuous improvement in their range through substantial investment each year in research and development. This ensures CATU products remain among the most user friendly and robust offerings on the market.

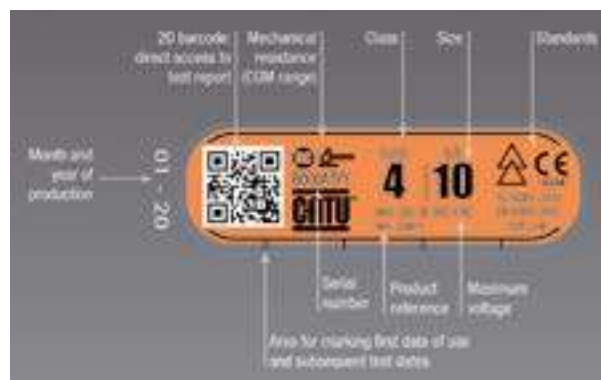


These includes category III of Personal Protective Equipment. Insulating gloves are manufactured in compliance with international standards. Every pair of CATU gloves is individually tested by dielectric test and visual inspection.

■ Quick identification and traceability

A 2D barcode allows digital management of periodic testing required, to give full testing history to ensure compliance.

The label also includes all of the mandatory markings for this type of class III PPE.



Protective Gloves

■ Electrical Insulating Gloves

IEC Standard

- Cut edge (classes 00 and 0). Rolled cuff (class 1 to 4) for easy hand insertion
- **Colour:** Red (class 00 & 0). Natural/Red (class 1 to 4)
- Gloves without mechanical protection to be used with silicone leather overgloves
- **Sizes:**
 - Classes 00 and 0:** 8 to 11
 - Class 1:** 7 to 12
 - Classes 2 and 3:** 8 to 12
 - Class 4:** 9 to 12



Product Number	Class	Voltage AC	Voltage DC	Category	Length	Colour
SUPER-CG-00-(*)-R	00	≤ 500V	≤ 750V	AZC	360	Red
SUPER-CG-0-(*)-R	0	≤ 1000V	≤ 1500V	AZC	360	Red
SUPER-CG-1-(*)-NR	1	≤ 7500V	≤ 11250V	AZC	360	Natural/Red
SUPER-CG-2-(*)-NR	2	≤ 17000V	≤ 25500V	RC	360	Natural/Red
SUPER-CG-3-(*)-NR	3	≤ 26500V	≤ 39750V	RC	360	Natural/Red
SUPER-CG-4-(*)-NR	4	≤ 36000V	≤ 54000V	RC	410	Natural/Red

■ Shorter Style Electrical Insulating Gloves

- Rolled cuff for easy hand insertion
- Red colour
- Gloves without mechanical protection to be used with silicone leather over gloves
- **Sizes:** 7 to 12



Product Number	Class	Voltage AC	Voltage DC	Category	Length	Colour
SUPER-CG-00-(*)-R-280	00	≤ 500V	≤ 750V	AZC	280	
SUPER-CG-0-(*)-R-280	0	≤ 1000V	≤ 1500V	AZC	280	

Please note: ASTM Standard gloves available on request

Protective Gloves

■ Electrical Insulating Gloves with Mechanical Protection

- Protection against thermal hazards from an electric arc. IEC 61482-1-2 APC 2
- Cut edge
- **Colour:** Orange on the outside, beige on the inside to detect any deterioration
- **Sizes:**
Classes 00, 0 and 1: 7 to 12
Class 2 and 3: 8 to 12
Class 4: 9 to 12
Class 4: 9 to 12



Product Number	Class	Voltage AC	Voltage DC	Category	Length	Colour	ATPV cal/cm ²
SUPER-CGM-00-(*)	00	≤ 500V	≤ 750V	RC	360	Bicolour: orange exterior, beige interior	12
SUPER-CGM-0-(*)	0	≤ 1000V	≤ 1500V	RC	360		12
SUPER-CGM-1-(*)	1	≤ 7500V	≤ 11250V	RC	360		12
SUPER-CGM-2-(*)	2	≤ 17000V	≤ 25500V	RC	360		12
SUPER-CGM-3-(*)	3	≤ 26500V	≤ 39750V	RC	360		12
SUPER-CGM-4-(*)	4	≤ 36000V	≤ 54000V	RC	410		12
SUPER-CGM-4-(*)-ARC-40	4	≤ 36000V	≤ 54000V	RC	410		40

(*) Reference to be completed by size codes.

■ Arc Flash Gloves

Product Number	Description
ARC-CG-65	ARC GLOVE 65 CAL
ARC-CG-65 WIDE	ARC GLOVE 65 CAL - Wide fit

Can be used with Arc Flash kits see pages 10 & 11



Protective Gloves

■ Leather Outergloves

Mechanical protection for gloves classes 00 and 0. Reference to be completed by the size code from 8 to 12.

Product Number	Description
CG-983-(*)	Short outers for 280mm insulating glove
CG-993-(*)	Outer to suit 360mm insulating glove



■ Inner Gloves

For better hygiene and protects from allergies. Reference to be completed by code H (male) or F (female).

Product Number
CG-80-H or F



■ Glove Bag

Product Number	Description
CG-36-1	For class 00 to 1 gloves
CG-36-2	For class 2 to 4 gloves

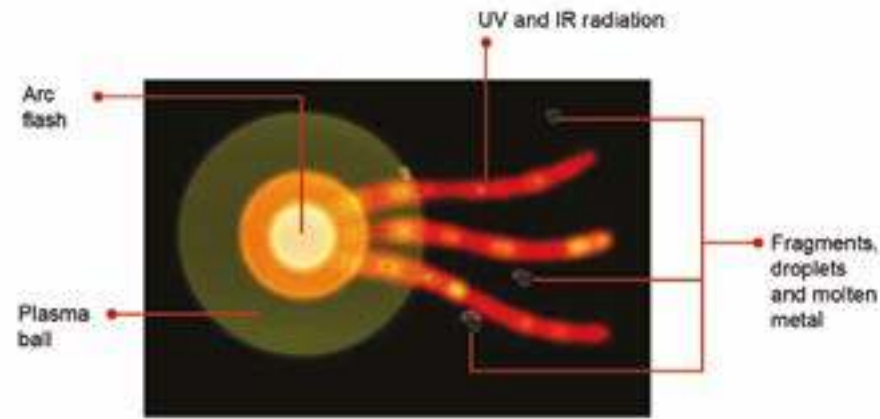


Arc Flash

The "Arc Flash" Phenomenon

An electric arc follows a short circuit. It produces nearly instant effects with serious consequences without proper protection.

- The arc's main manifestation is its thermal effect. The heat energy released, which is proportional to the voltage, intensity and fault length, can be considerable (19,000°C), melting the metal and charring the insulation
- Blast effect, caused by the very rapid release of energy in a limited volume of air (similar to an explosion)
- Light effect with high ultraviolet and infrared radiation
- Ionisation effect that can trigger an arc on nearby active sections



Protection Against Arc Flash

The following are used to determine the proper equipment for protecting against an electric arc:

- The maximum fault current value
- The phase/ground rated voltage at the site of the risk
- The distance between the source of the arc and the reception surface
- The AC cycle number and the mono of three-phase circuit type
- The location where the arc is produced (confined space)

After recording these parameters, we can estimate the level of risk and determine the proper protective clothing and PPE to use: **8 to 100 cal/cm² or class 1 or 2.**

For more information, please contact our technical department.



In addition to these effects, particles may be projected, and the metal may melt.

When electric arc danger exists, heat-resistant clothing must be worn.

The arc's characteristics are given by:

- **The resistance value of the free arc, expressed in cal/cm² according to NFPA 70 E, ASTM standards and IEC 61482-1-1**
- or
- **The protection class (1 or 2) with a constrained arc according to IEC 61482-1-2.**



Fire-retardant clothing in case of exposure to an electric arc, confirming to **IEC 61482-2** and the regulation **NFPA 70E**.

Arc Flash

Light Duty Coverall Kits - 12 Cal

KIT ARC-A-02*

Complete set with CAT ARC garments and the most ergonomic solution for face and head protection.

AFG*

Arc flash and multirisk protection clothing; jacket and trouser, coverall, switching jacket.

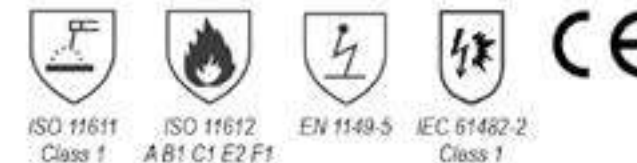


TO PLACE AN ORDER	KIT-ARC -A-02-JP*1	KIT-ARC -A-02-C*1	AFG-2000-*2	AFG-2001-*2	AFG-1001-*2	AFG-2300-*1
Jacket	X		X			
Trouser	X			X		
Coverall		X			X	
Switching Jacket						X
Electrician helmet with integrated arc flash visor M0-180-ARC-12 with storage bag M-87384	X	X				
Carrying bag M-87295	X	X				

To be completed by the size: *1 S, M, L, XL, 2XL / *2 XS, S, M, L, XL, 2XL, 3XL, 4XL, 5XL

Certification

NFPA 70E
ASTM F1559



ATPV
12 CAL/CM²

Fabric

80% flame retardant treated cotton, 19% polyester, 1% anti-static fibres - twill - 300g/m².

Models

Kits, jacket, trouser, coverall and switching jacket.



ANTI-PANIC ZIP

To remove the jacket immediately after an accident occurring



RED ZIP

To ensure the PPE is closed and secure



REINFORCEMENTS

To maximise useful life



STANDARD PICTOGRAMS

Easy identification of protection standard

Arc Flash

■ Arc Flash Protective Kits (25, 40, 55, 65 or 100 cal/cm²)

- 25 to 100 cal/cm² ATPV rating
- In conformity with ASTM specifications F1959 and ASTM F1506
- Made from arc flash resistant Ultra Soft
- Sewn with Nomex thread
- FR components
- Comfortable, quick disconnect, easy adjust shoulder straps
- FR velcro fly closure and FR velcro calf closure for easy boot entry.
- **See page 6 for Arc Flash Gloves**

Product Number	Capacity cal/cm ²	Weight (g)	Colour
KIT-ARC-25-B-(*) *1	25 cal/cm ²	5000	KAKI
KIT-ARC-40-B-(*) *2	40 cal/cm ²	6900	GREY
KIT-ARC-55-B-(*) *3	55 cal/cm ²	8000	GREY
KIT-ARC-65-B-(*) *4	65 cal/cm ²	8000	CAMEL
KIT-ARC-100-B-(*) *5	100 cal/cm ²	8000	CAMEL

Composition of KITS	
M-881968 *1 M-881961 *2 M-881973 *3 M-881976 *4 M-881979 *5	1 x arc flash protective hood with an integrated face shield 25 *1, 40 *2, 55 *3, 65 *4 or 100 *5 cal/cm ²
MO-182/1-B	1 x ABS helmet electrically insulated EN397, EN 50365, ANSI Z89.1 20kV
...	1 x arc flash protective bib overall 25 *1, 40 *2, 55 *3, 65 *4 or 100 *5 cal/cm ²
...	1 arc flash protective coat 25 *1, 40 *2, 55 *3, 65 *4 or 100 *5 cal/cm ²
MO-1100	1 x safety glasses EN 166/EN 170
M-87384	1 x carrying bag for face shield and helmet
M-87295	1 x all kit carrying bag

(*) Reference to be completed by the size M, L or XL. Size S to 3 XL on request.
 1 for reference KIT-ARC-25-B-(), kaki outfit
 2 for reference KIT-ARC-40-B-(), grey outfit
 3 for reference KIT-ARC-55-B-(), grey outfit
 4 for reference KIT-ARC-65-B-(), brown/camel outfit
 5 for reference KIT-ARC-100-B-(), brown/camel outfit



Arc Flash

■ Arc Flash Helmet

Safety industrial helmet with ARC FLASH integrated face shield. Shockproof for the head, insulating protection of the shell and eyes and face protection of thermal effect due to an arc.

Shell:

- IEC 397 440V
- EN 50365 1000V AC, 1500V DC
- High density polypropylene helmet
- Adjustable size from 53 to 62cm, adjustment of head rim at 5mm intervals
- Textile chin-strap with clip
- ANSI Z 89.1/2003, Class E 20 000V
- IEC 61482-1-2 class E 2 (7kA-500ms, 300mm - Energy 10.185 cal/cm²) GS-ET 29

Product Number	Description
MO-180-ARC	Arc Flash Helmet

■ Arc Helmet Bag

Bag to suit MO-180-ARC arc flash helmet.

Product Number	Description
ARC-BAG-HELMET	Arc Flash Helmet Bag

■ Balaclavas

- Arc rating: 12 cal/cm²
- CAT 2
- Fabric/material: 6.5 oz. Westex® UltraSoft® Rib
- Designed for use with Arc Goggles
- Flat lock seam for comfort when worn under a hard hat
- Designed for comfort and flexibility
- FR fabric will not melt, drip or ignite
- Inherently flame resistant, FR protection will not wash/wear out
- Lightweight, breathable and durable fabric.

Product Number	Colour	Cal/cm ² Rating
ARC-H85FK	Navy	4
ARC-H11RY	Navy	12
ARC-H11RV	Navy	20



Rescue Kits

Low Voltage

The low voltage rescue kit is designed to be used by a safety observer for the safe rescue and assistance of victims of electrical shock and other injuries when working on low voltage switchboards, installations and substations.

Contents:

- **Weatherproof bag:** Orange high visibility, synthetic non tear material, unique emergency "glow in the dark" strip
- **Rescue crook:** double insulated handle, fibreglass 25mm pulling capacity >250kg
EN60900 5.4 Dielectric Test 10kV
EN60900 5.4.3 & 5.4.2 Impact
EN60900 5.6 Indentation
EN60900 5.8 Flame Retardancy
- **Insulated Gloves Class 0:**
Size 11, 1000V, IEC 60903 / EN60903
- **Emergency isolation sign:** Non conductive, 260mm x 175mm
- **Fire blanket:** 1800 x 1200mm (AS/NZS 3504)
- **Torch LED:** Meets IEC 60529 IPX7, non conductive 2x D size batteries
- **Multi trauma dressing:** TGA approved, EO sterilized, medical device class IIaEO sterilized
- **Thermal accident shock blanket:** TGA approved, medical device class 1
- **CPR face mask:** CE approved directive 93/42/EEC
- List of contents and conformity card.



Product Number	Rating	Dimensions (mm)	Weight (kg)
CLA-LVRESKIT	1000V	L460 x H240 x W150	3.3

Rescue Kits

High Voltage

The high voltage rescue kit is designed to be used by a safety observer for the safe rescue and assistance of victims of electrical shock and other injuries when working on switchboards, installations and substations.

Contents:

- **Weatherproof bag:** Orange high visibility, synthetic non tear material, unique emergency "glow in the dark" strip
- **HV rescue crook:** 45kV, wall mount clips provided, Dims (L x W) 1650mm x 280, Weight 1.0 kg
- **LV rescue crook:** double insulated handle, fibreglass 25mm pulling capacity >250kg
EN60900 5.4 Dielectric Test 10kV
EN60900 5.4.3 & 5.4.2 Impact
EN60900 5.6 Indentation
EN60900 5.8 Flame Retardancy
- **Insulated Gloves Class 2:**
Size 11, 17kV, AC complies to IEC 60903 / EN60903
- **Emergency isolation sign:** Non conductive, 260mm x 175mm
- **Fire blanket:** 1800 x 1200mm (AS/NZS 3504)
- **Torch LED:** Meets IEC 60529 IPX7, non conductive 2x D size batteries
- **Multi trauma dressing:** TGA approved, EO sterilized, medical device class IIaEO sterilized
- **Thermal accident shock blanket:** TGA approved, medical device class 1
- **CPR face mask:** CE approved directive 93/42/EEC
- List of contents and conformity card.



Product Number	Rating	Dimensions (mm)	Weight (kg)
CLA-HVRESKIT	17000V	L460 x H240 x W150	3.6

*Higher ratings available on request

Product Number	Description	Dimensions (mm)	Weight (kg)
CS-45	HV rescue crook	1650 x 280	1.0



CS-45

Rescue Kits

■ Compact Portable Rescue Kit

This compact kit is designed especially to be carried in a vehicle for safety electrical intervention.

Made in two part (of moulded material: PEHD), the case is also on its red part, an insulating platform.

Composition of the kit:

- 1 insulating platform
- 1 telescopic insulating stick
- 1 voltage detector with autotest
- 1 rescue hook
- 1 insulated cable cutter
- 1 pair of insulating gloves
- 1 pair of insulating boots
- 1 talcum powder can
- 1 safety instructions and safety first aid posters
- 1 adhesive tape (black and yellow).



Product Number	Tension	Weight (kg)	Dimensions (mm)
CZ-53-R	24kV	18.5	710 x 570 x 240
CZ-53-R/2	36kV	18.5	710 x 570 x 240

Rescue Kits

■ Life Saving Rescue Kits for M.V. Substations Wall Mounted Kit

In case of an electrical accident, quick response is essential: seconds gained or lost can decide the life or death of a victim.

Our life saving equipment is designed to make all necessary materials immediately available to rescue personnel.

Kit includes:

- 1 rescue telescopic stick
- 1 voltage detector with flexible antenna contact (with autotest)
- 1 cable cutter with insulated handles
- Forged steel blades maximum opening: 30mm
- 1 insulating platform, 24 kV high voltage or 36 kV high voltage insulating gloves, insulating boots
- Insulating gloves, insulating boots
- Safety instructions on the plastic board
- 1 talcum powder can.



Product Number	Tension	Weight (kg)	Dimensions (mm)
CZ-54-R	24kV	21	0.84 x 0.745 x 0.27
CZ-55-R	36kV	21	0.84 x 0.745 x 0.27

Insulating Mats

■ Insulating Mats

Protective equipment against electric shock. Electrical insulating mat for use as a floor covering for the electrical protection of workers on electrical installations.

Standard conformity: IEC 61111. Live Working.

Technical characteristics

- All references are in accordance with IEC 61111 standard and to specific properties of the "C" category (extremely low temperature folding test at -40°C). IEC 61111 standard is the only one international standard concerning insulating mats
- RoHS2 compliant
- REACH compliant (SVHC free)
- Zero halogen
- 2 D bar code (Datamatrix) on marking with direct link to user guide and technical sheet
- Insulating mats must be chosen according to the maximum service voltage of the installation
- High dielectric quality
- Rubber material with non-slip surfaces on both sides
- **Operating temperature:** -40 to + 55°C
- **Storage temperature:** +10 to +21°C
- Repetitive marking (2 markings every 1m min.)

Standard references

- **Live working electrical insulating matting:** EN 61111, IEC 61111 standard, "C" category
- **RoHS2:** Directive 2011/65/EU Annex II
- **REACH:** SVHC list based on the publication by European Chemicals Agency (ECHA) on 2015 and Regulation (EC) N° 1907/2006 concerning the REACH
- **Zero halogen:** Tests based on EN 14582 guidelines.



Insulating Mats

■ Class 3 & 4

Product Number	IEC61111	Thickness (mm)	Size (mm)	Weight (kg)	Maximum Service Voltage in kV	
					AC	DC
MP-42/66	Class 3	3.2	0.6 x 0.6	1.8	26.5	39.75
MP-42/16*			0.6 x 1	2.9		
MP-42/26			0.6 x 1.2	3.5		
MP-42/11*			1 x 1	4.5		
MP-120/03-1			1 x 1.2	5.4		
MP-120/03-2			1.2 x 1.2	6.5		
MP-60/03-5			0.6 x 0.5	14		
MP-60/03-10			0.6 x 1	28		
MP-100/03-5			1 x 5	22.5		
MP-100/03-10			1 x 10	45		
MP-120/03-5			1.2 x 5	27		
MP-120/03-10			1.2 x 10	54		

*dentoes item is actively stocked

Product Number	IEC61111	Thickness (mm)	Size (mm)	Weight (kg)	Maximum Service Voltage in kV	
					AC	DC
MP-60/05-1	Class 4	5	0.6 x 1	4.5	36	54
MP-120/05-0			0.6 x 1.2	5.4		
MP-100/05-1			1 x 1	8.9		
MP-120/05-1			1 x 1.2	10.5		
MP-120/05-2			1.2 x 1.2	12.6		
MP-60/05-5			0.6 x 5	22		
MP-60/05-10			0.6 x 10	45		
MP-100/05-5			1 x 5	44.5		
MP-100/05-10			1 x 10	89		
MP-120/05-5			1.2 x 5	52.5		
MP-120/05-10			1.2 x 10	105		

On multiphase circuits: the nominal voltage is the phase to phase voltage.
On single phase circuits: the nominal voltage is the phase to ground voltage.

■ Optional Accessories

Carrying bag for individual mats up to 0.7m width.

Reference: MP-01

Carrying bag for individual mats up to 1.1m width.

Reference: MP-02





Sicame Australia HQ
23-25 Union Circuit
Yatala, QLD Australia
(+61) 7 3807 7022
sales@Sicame.com.au
www.sicame.com.au

Sicame Australia NSW
140 Glendenning Road
Glendenning, NSW Australia
(+61) 2 9621 3155
sales@Sicame.com.au
www.sicame.com.au

Information contained here is correct as at time of publication and is subject to change without notice.